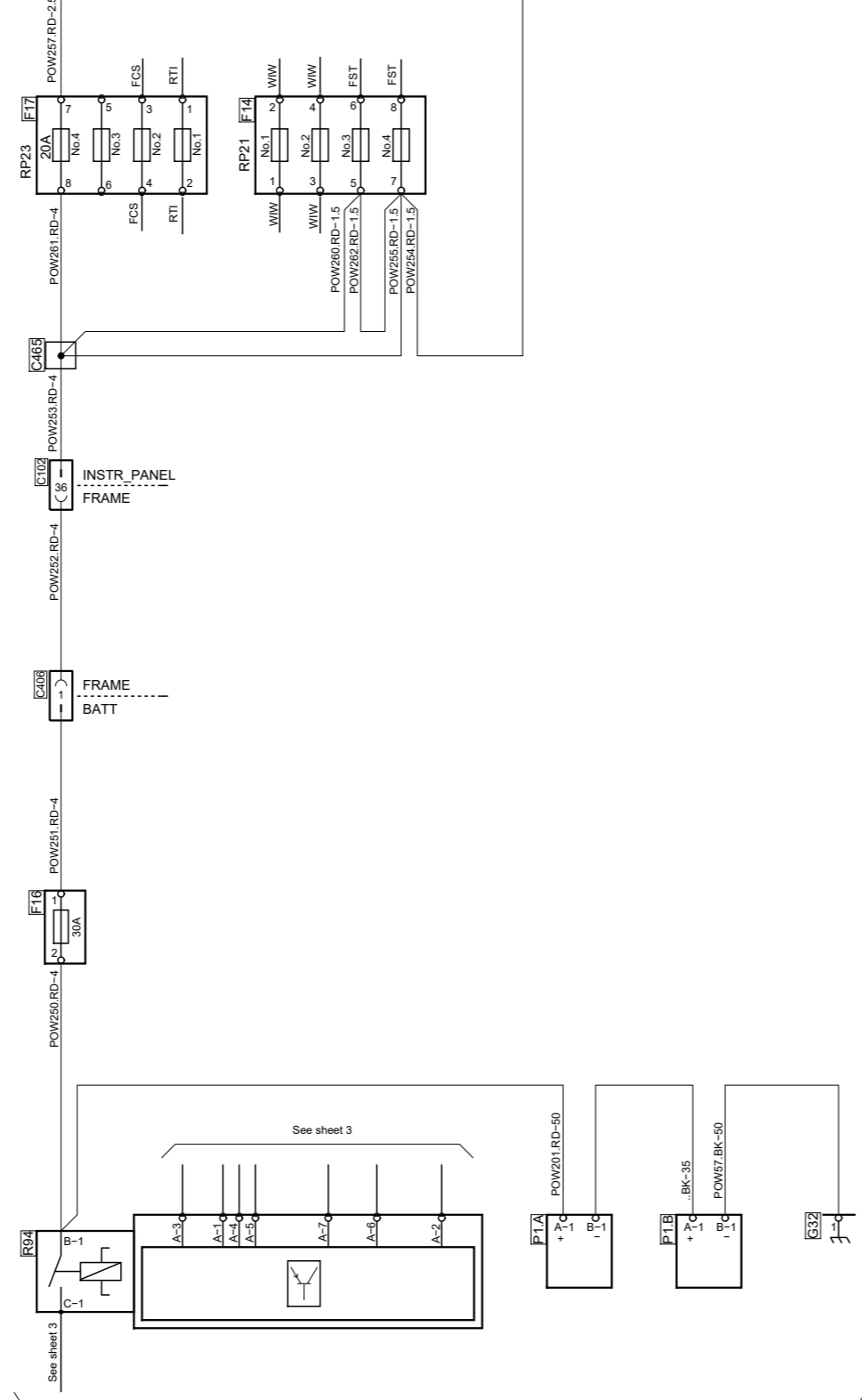
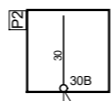
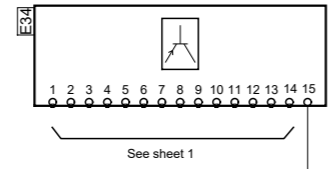


Code	Colour
BK	Black
BN	Brown
RD	Red
OG	Orange
YE	Yellow
GN	Green
BU	Blue
VT	Violet
GY	Grey
WH	White
PK	Pink

Des.	Pos.	Description
C102	E 8	Connector, 66-pole
C406	D 8	Connector, 2-pole
C465	F 8	Splice, instr. POW
E34	H 8	Voltage converter
F14	F 7	Fuse holder, 4-pole
F16	C 8	Fuse holder, 1-pole
F17	G 8	Fuse holder, 8-pole
G32	B 4	Ground, frame
P1.A	B 6	Battery
P1.B	B 5	Battery
P2	H 6	Central electric unit
R94	B 6	Relay, ADR, battery switch



Battery box position :XM3260

with battery bypass (Crew cab)



Circuit Diagram:
POW

Drawing No.-
Sheet-Rev: **1395800-4-9**

N.B. The copyright and ownership of this drawing including associated computer data are and will remain ours. They must not be copied, used or brought to the attention of any third party without prior permission (C) Scania, Sweden