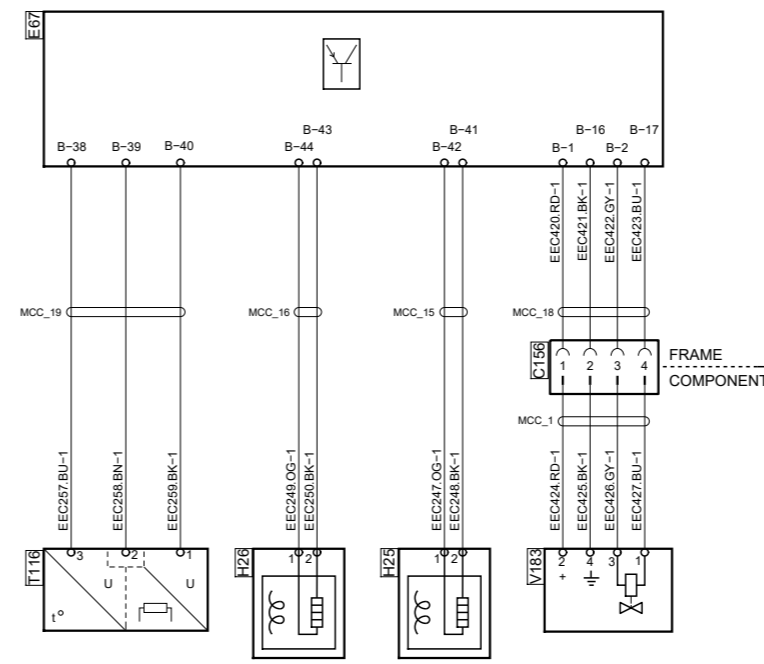
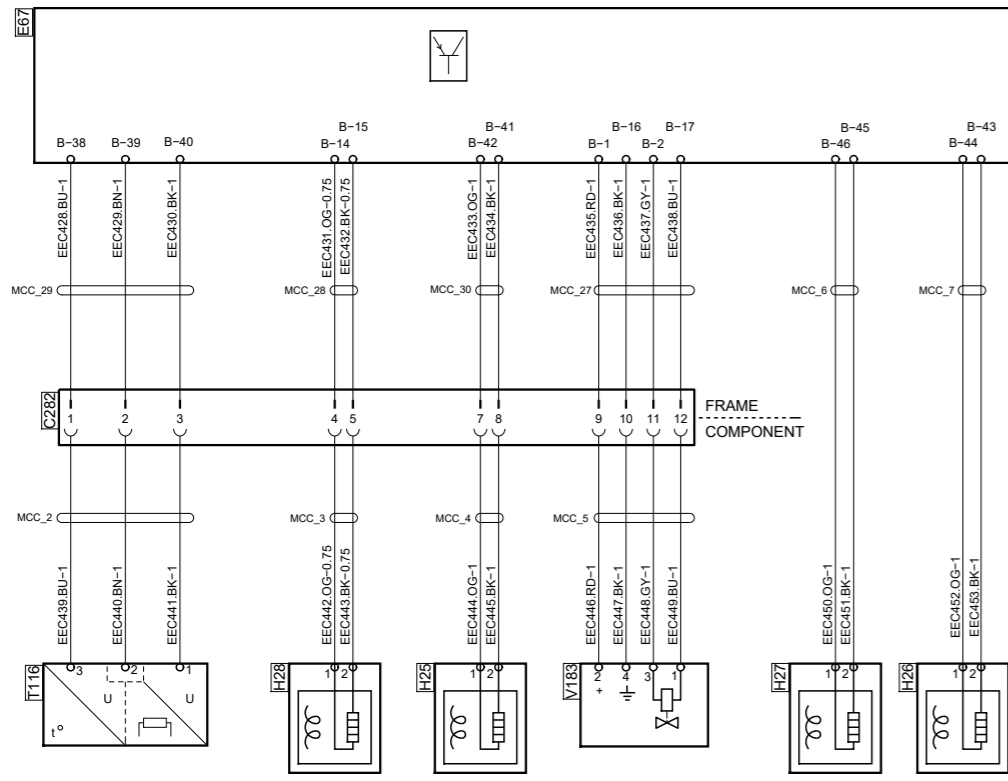


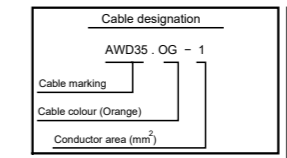
AdBlue tank with Double Front axle with N-module or Silencer rear



Side mounted AdBlue tank



Hidden mounted AdBlue tank



Code	Colour
BK	Black
BN	Brown
RD	Red
OG	Orange
YE	Yellow
GN	Green
BU	Blue
VT	Violet
GY	Grey
WH	White
PK	Pink

Des.	Pos.	Description
C156	E 3	Connector, 4-pole
C282	B 8	Connector, 12-pole
E67	F 6	Control unit, EEC
E67	C 6	Control unit, EEC
E67	F 3	Control unit, EEC
H25	D 7	Heater, Hose heater
H25	A 7	Heater, Hose heater
H25	E 3	Heater, Hose heater
H26	D 7	Heater, Hose heater
H26	A 6	Heater, Hose heater
H26	E 4	Heater, Hose heater
H27	A 6	Heater, Hose heater
H28	A 7	Heater, Hose heater
T116	D 8	Sensor unit, temperature/level
T116	A 8	Sensor unit, temperature/level
T116	E 4	Sensor unit, temperature/level
V183	D 6	Pump unit
V183	A 6	Pump unit
V183	E 3	Pump unit

Euro6 Inline engines
Frame mounted Control Unit

SCANIA

Circuit Diagram:
EEC

Drawing No.-
Sheet-Rev: **1926090-4-7**

N.B. The copyright and ownership of this drawing including associated computer data are and will remain ours. They must not be copied, used or brought to the attention of any third party without prior permission (C) Scania, Sweden