

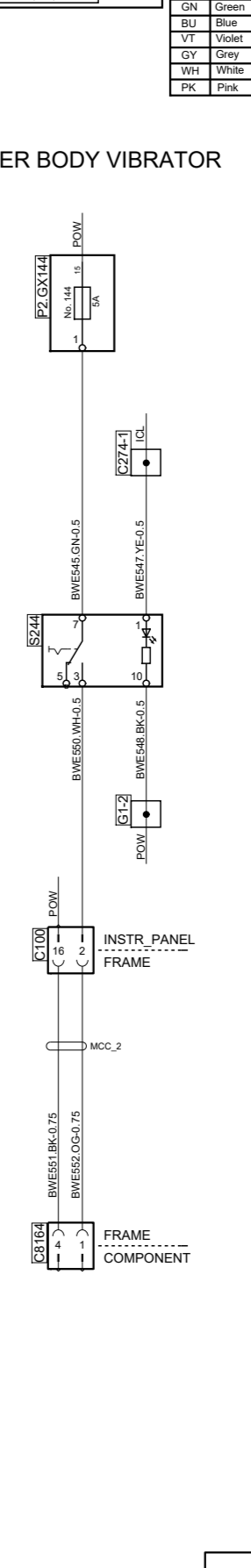
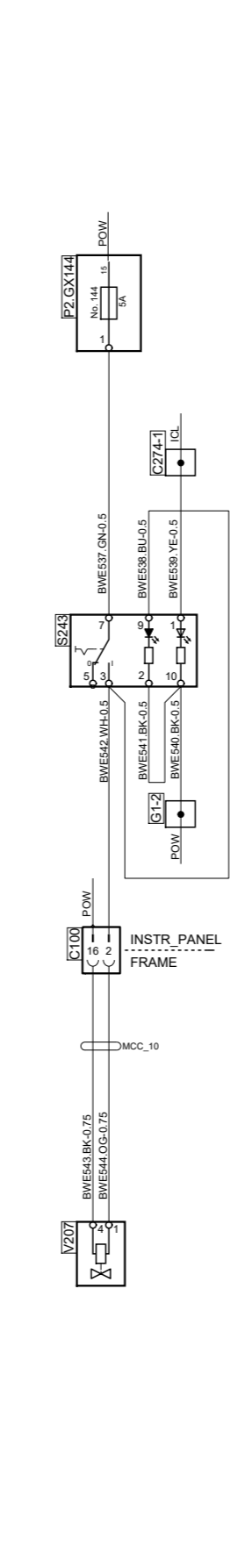
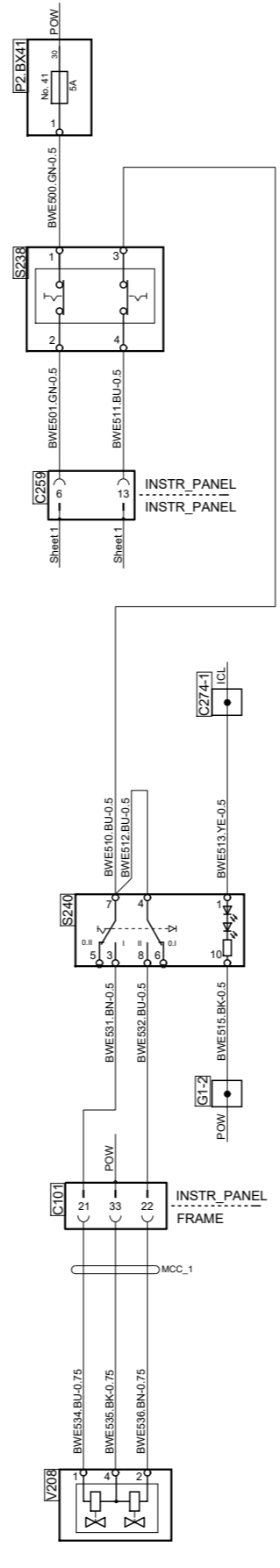
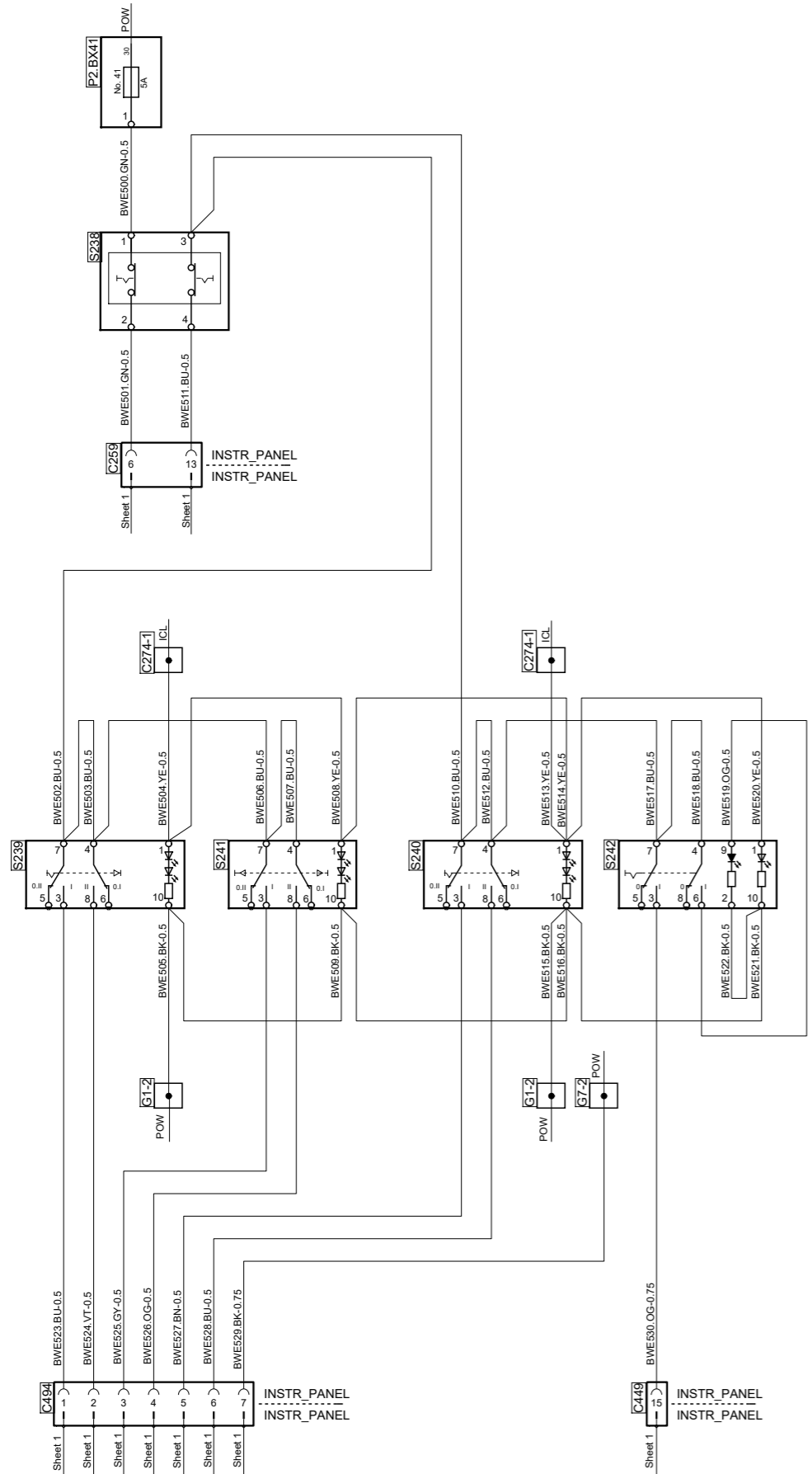
TIPPER BODY WITHOUT TANK

TIPPER BODY WITH TANK

TIPPER BODY HEATING

TIPPER BODY VIBRATOR

Cable designation		Colour code of electric cables		Des.	Pos.	Description
AWD35 OG - 1		Code	Colour	C100	C 2	Connector, 72-pole
Cable marking		BK	Black	C100	C 3	Connector, 72-pole
Cable colour (Orange)		BN	Brown	C101	B 5	Connector, 72-pole
Conductor area (mm ²)		RD	Red	C259	D 5	Connector, 21-pole
		OG	Orange	C274-1	D 5	Splice, instrument light
		YE	Yellow	C274-1	D 6	Splice, instrument light
		GN	Green	C274-1	D 8	Splice, instrument light
		BU	Blue	C274-1	E 2	Splice, instrument light
		VT	Violet	C274-1	E 3	Splice, instrument light
		GY	Grey	C449	A 6	Connector, 18-pole
		WH	White	C494	A 8	Connector, 21-pole
		PK	Pink	C8164	B 2	Connector, 4-pole
		G1-2	B 5			Splice, ground
		G1-2	B 6			Splice, ground
		G1-2	B 8			Splice, ground
		G1-2	D 2			Splice, ground
		G1-2	D 2			Splice, ground
		G7-2	B 6			Splice, ground
		P2.BX41	F 5			Fuse socket, central electric unit
		P2.BX41	F 8			Fuse socket, central electric unit
		P2.GX144	E 2			Fuse socket, central electric unit
		P2.GX144	E 3			Fuse socket, central electric unit
		S238	E 5			Switch, emergency stop
		S238	E 7			Switch, emergency stop
		S239	C 8			Switch, tipper body, truck
		S240	C 5			Switch, tipper body, trailer
		S240	C 7			Switch, tipper body, trailer
		S241	C 7			Switch, tipper hatch, truck
		S242	C 6			Switch, tipper hatch, trailer
		S243	D 3			Switch, tipper body heating
		S244	D 2			Switch, tipper body, vibrator
		V207	B 3			Solenoid valve, tipper body heating
		V208	A 5			Solenoid valve, wet kit tank



SCANIA

Circuit Diagram:

BWE

Drawing No.-
Sheet-Rev: **2063643-5-5**

N.B. The copyright and ownership of this drawing including associated computer data are and will remain ours. They must not be copied, used or brought to the attention of any third party without prior permission (C) Scania, Sweden