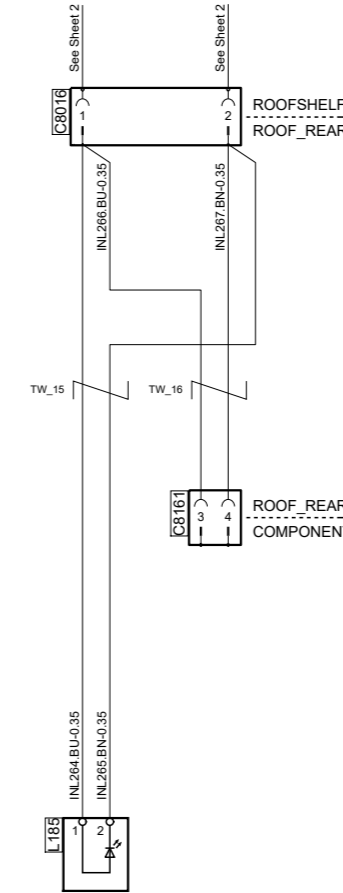
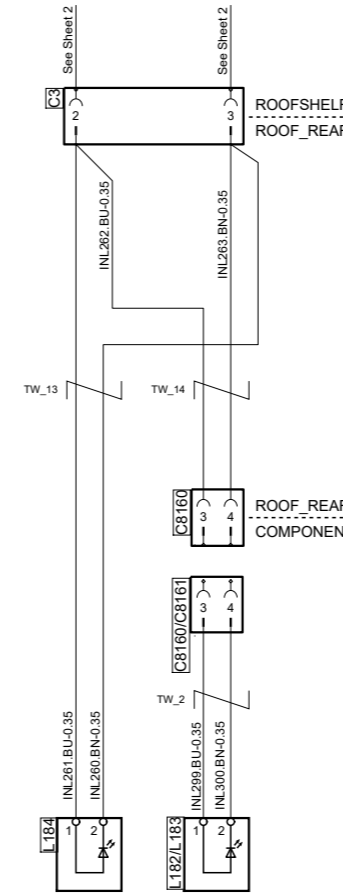
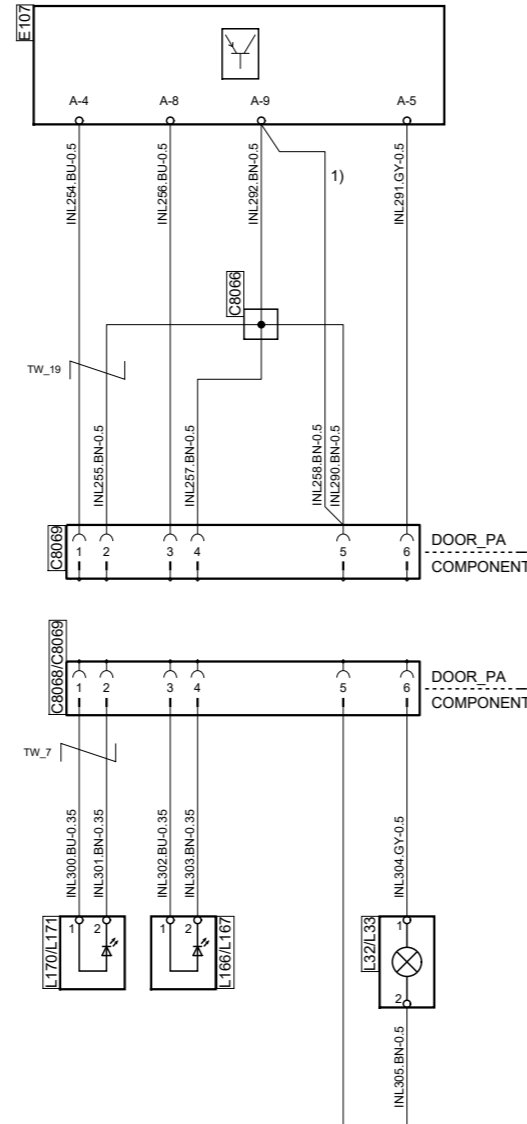
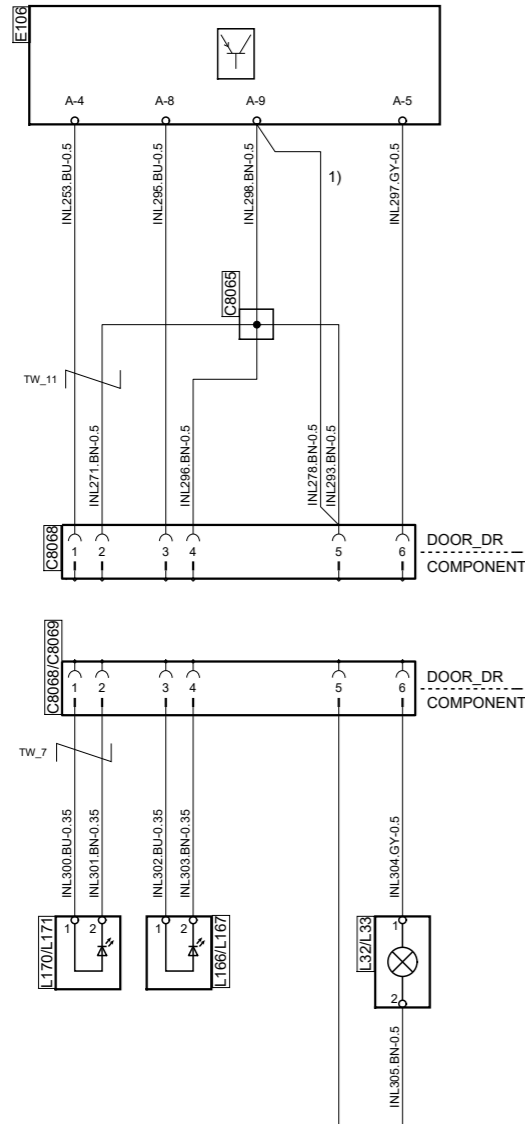


Colour code of electric cables	
Code	Colour
BK	Black
BN	Brown
RD	Red
OG	Orange
YE	Yellow
GN	Green
BU	Blue
VT	Violet
GY	Grey
WH	White
PK	Pink

Des.	Pos.	Description
C3	E 4	Connector, 21-pole
C8016	E 3	Connector, 21-pole
C8065	D 7	Splice
C8066	D 6	Splice
C8068	D 7	Connector, 6-pole
C8068/C8069	C 7	Connector, 6-pole
C8069	D 5	Connector, 6-pole
C8160/C8161	C 4	Connector, 9-pole
C8161	D 3	Connector, 9-pole
E106	E 6	Control unit, DCS, driver
E107	E 5	Control unit, DCS, passenger
L32/L33	C 5	Lamp, boarding step, driver/passenger
L32/L33	C 7	Lamp, boarding step, driver/passenger
L166/L167	C 6	Lamp, red warning
L166/L167	C 7	Lamp, red warning
L170/L171	C 6	Lamp, door storage
L170/L171	C 7	Lamp, door storage
L182/L183	C 4	Open storage above door, left or right
L184	C 4	Lamp, rear side window, left
L185	C 3	Lamp, rear side window, right



Note:
1) Without Background light



Circuit Diagram:

INL

Drawing No.-
Sheet-Rev: 2125404-3-16

N.B. The copyright and ownership of this drawing including associated computer data are and will remain ours. They must not be copied, used or brought to the attention of any third party without prior permission (C) Scania, Sweden