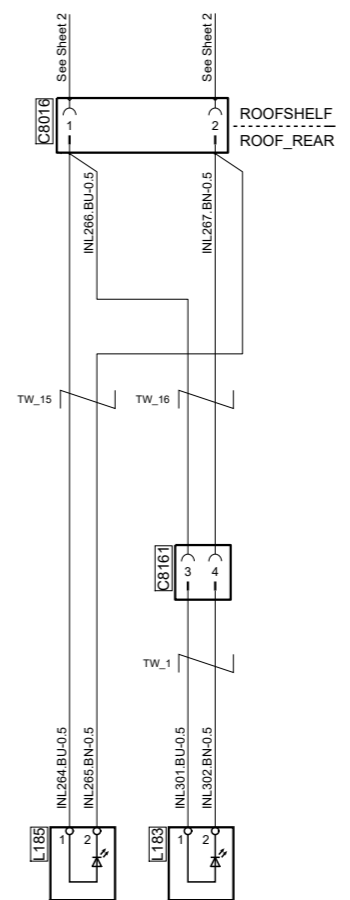
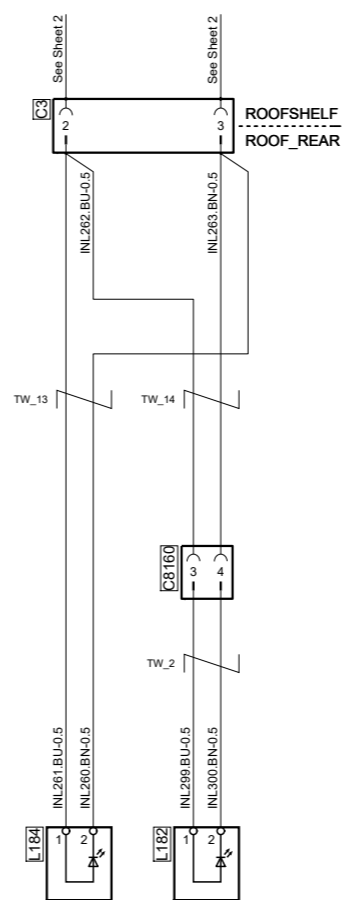
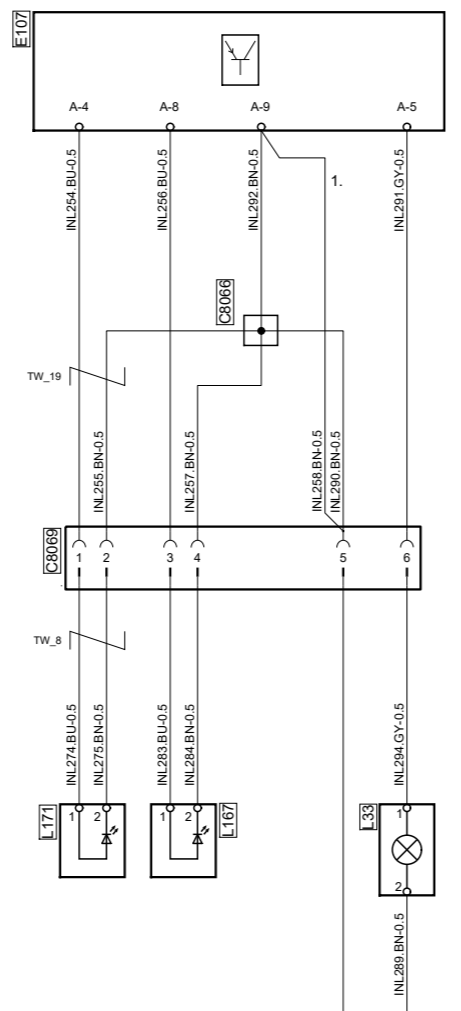
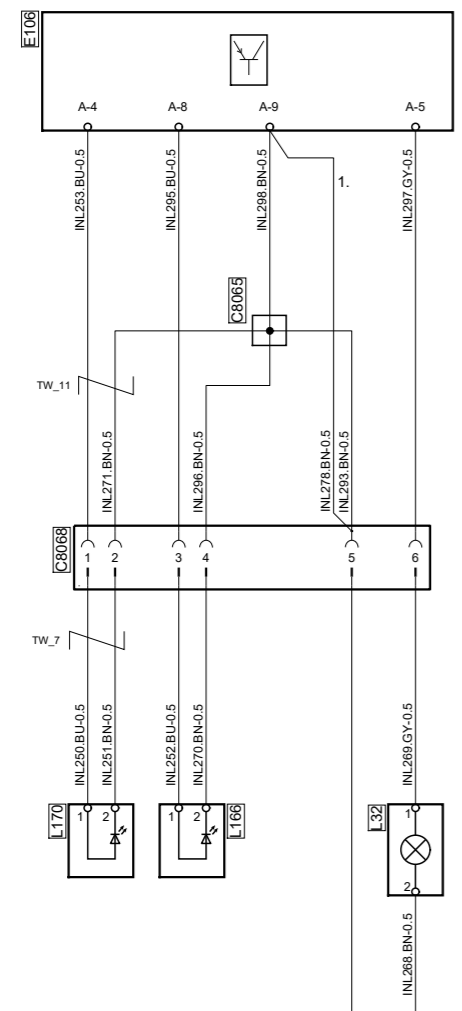


Code	Colour	Des.	Pos.	Description
BK	Black	C8016	D 3	Connector, 21-pole
BN	Brown	C8065	D 7	Splice
RD	Red	C8066	D 5	Splice
OG	Orange	C8068	C 6	Connector, 6-pole
YE	Yellow	C8069	C 5	Connector, 6-pole
GN	Green	C8160	C 4	Connector, 9-pole
BU	Blue	C8161	C 3	Connector, 9-pole
VT	Violet	E106	E 6	Control unit, DCS, driver
GY	Grey	E107	E 5	Control unit, DCS, passenger
WH	White	L32	C 6	Lamp, boarding step, driver
PK	Pink	L33	C 5	Lamp, boarding step, passenger
		L166	C 7	Lamp, red warning
		L167	C 5	Lamp, red warning
		L170	C 7	Lamp, door storage
		L171	C 5	Lamp, door storage
		L182	C 3	Lamp, open storage above door, left
		L183	C 2	Lamp, open storage above door, right
		L184	C 4	Lamp, rear side window, left
		L185	C 3	Lamp, rear side window, right



Note:
1. Without Background light

SCANIA

Circuit Diagram:

INL

Drawing No.-
Sheet-Rev: **2125404-3-9**

N.B. The copyright and ownership of this drawing including associated computer data are and will remain ours. They must not be copied, used or brought to the attention of any third party without prior permission (C) Scania, Sweden