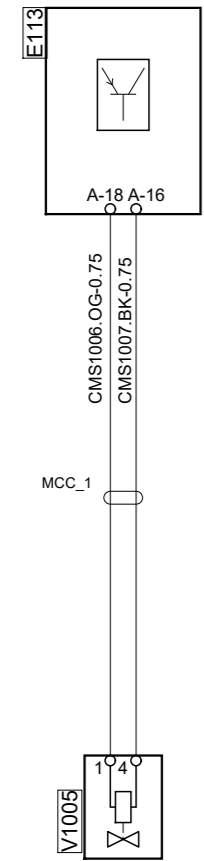
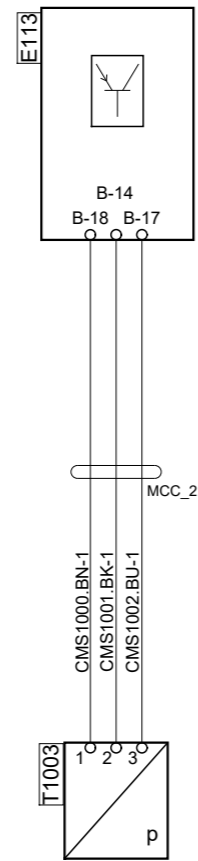


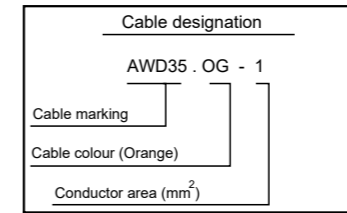
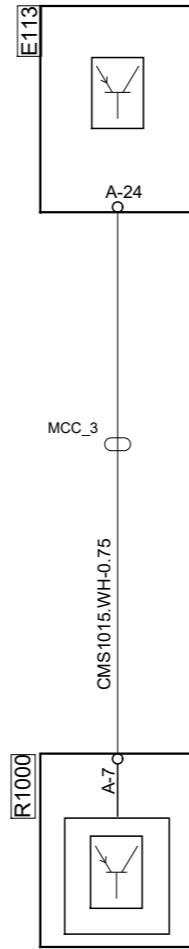
Second axle Diff lock



Tag Axle level



Dual battery master switch diagnostic



Colour code of electric cables	
Code	Colour
BK	Black
BN	Brown
RD	Red
OG	Orange
YE	Yellow
GN	Green
BU	Blue
VT	Violet
GY	Grey
WH	White
PK	Pink

Des.	Pos.	Description
E113	F 6	Control unit, CMS
E113	F 7	Control unit, CMS
E113	F 4	Control unit, CMS
R1000	D 4	Relay, ADR, battery switch
T1003	D 6	Sensor, level, tag axle
V1005	D 7	Solenoid valve, diff lock, second axle

Not valid for improved EMC



Circuit Diagram:

CMS S-order

Drawing No.-
Sheet-Rev: 2626522-1-5

N.B. The copyright and ownership of this drawing including associated computer data are and will remain ours. They must not be copied, used or brought to the attention of any third party without prior permission (C) Scania, Sweden