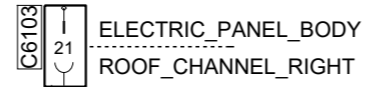


Des.	Pos.	Description
C6103	E 6	Connector, 25 pole, Elec. Pan Body / Channel Right
C6500	B 6	Connector, 4-Pole, Power AHS
C6724	C 6	Connector, 4-Pole Channel right/Channel right Artic

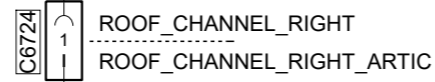
Cable designation	
AWD35 . OG - 1	
Cable marking	
Cable colour (Orange)	
Conductor area (mm <sup>2</sup> )	

Colour code of electric cables	
Code	Colour
BK	Black
BN	Brown
RD	Red
OG	Orange
YE	Yellow
GN	Green
BU	Blue
VT	Violet
GY	Grey
WH	White
PK	Pink

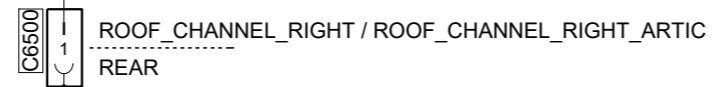
See sheet 2 for electrical panel



AHS.501.RD-4



AHS.502.RD-4



See sheet 2 for rear

Valid for 6x2/2



Circuit Diagram:

AHS

Drawing No.- 2836681-5-2  
Sheet-Rev:

N.B. The copyright and ownership of this drawing including associated computer data are and will remain ours. They must not be copied, used or brought to the attention of any third party without prior permission (C) Scania, Sweden