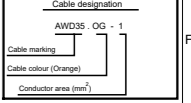
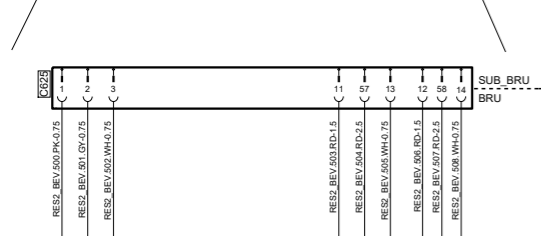


Des.	Pos.	Description
C2A	A 4	Connector, 4-pole
C2B	A 3	Connector, 2-pole
C2C	C 3	Connector, 4-pole
C2D	C 3	Connector, 2-pole
C2E	C 3	Connector, 2-pole
C2F	C 8	Connector, 62-Pole
C2G	D 8	Connector, 62-pole
C2H	A 8	Connector, 62-pole

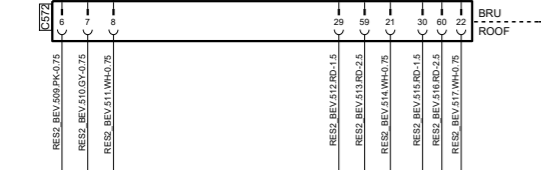


Code	Colour
BK	Black
BN	Brown
RD	Red
OC	Orange
YE	Yellow
GN	Green
BU	Blue
VT	Violet
GY	Grey
WH	White
PK	Pink

2893186-1

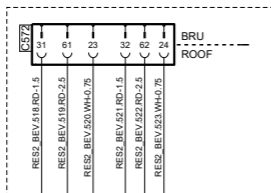


TH\_3\_36

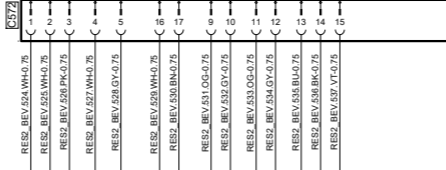


TH\_2\_866

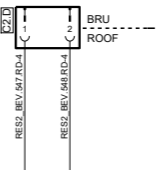
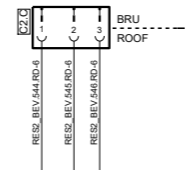
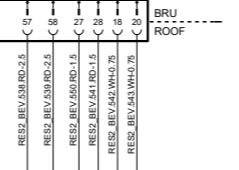
2893186-2



Only Valid for 10 Batteries



TH\_1\_36



2893186-7

2893186-6

2893186-7

2893186-6

Valid for C chassis (BEV)



Circuit Diagram:

RES2 BEV

Drawing No.- 2893186-5-3  
Sheet-Rev:

N.B. The copyright and ownership of this drawing including associated computer data are and will remain ours. They must not be copied, used or brought to the attention of any third party without prior permission (C) Scania, Sweden