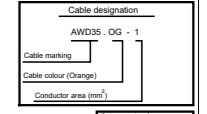
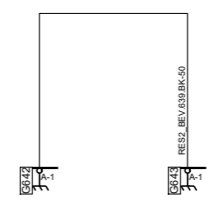
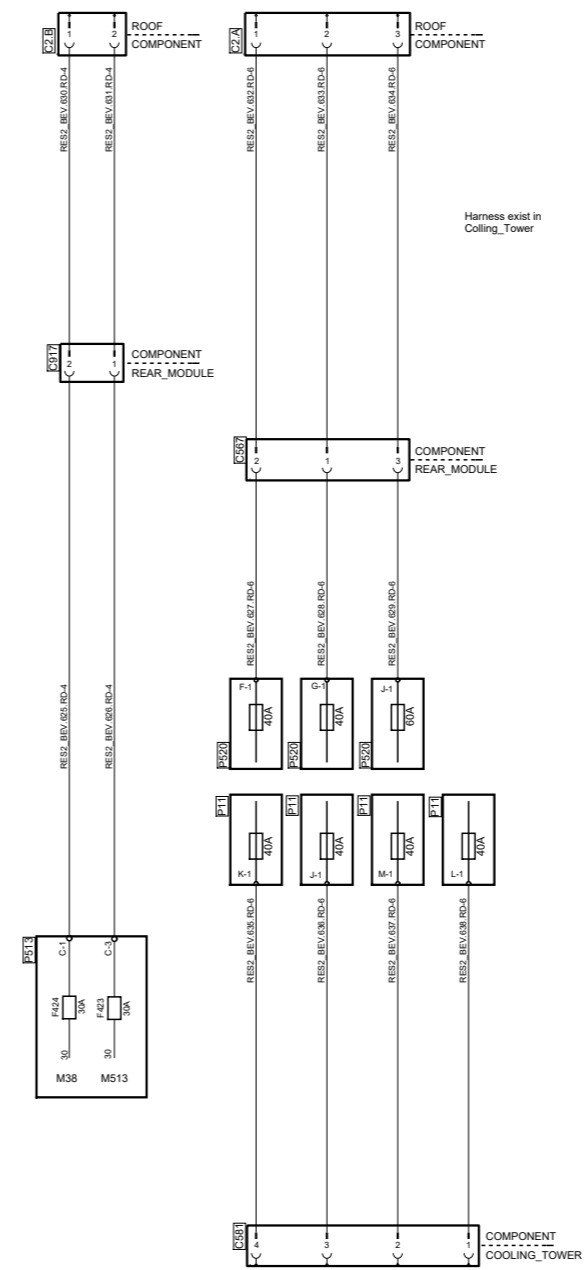
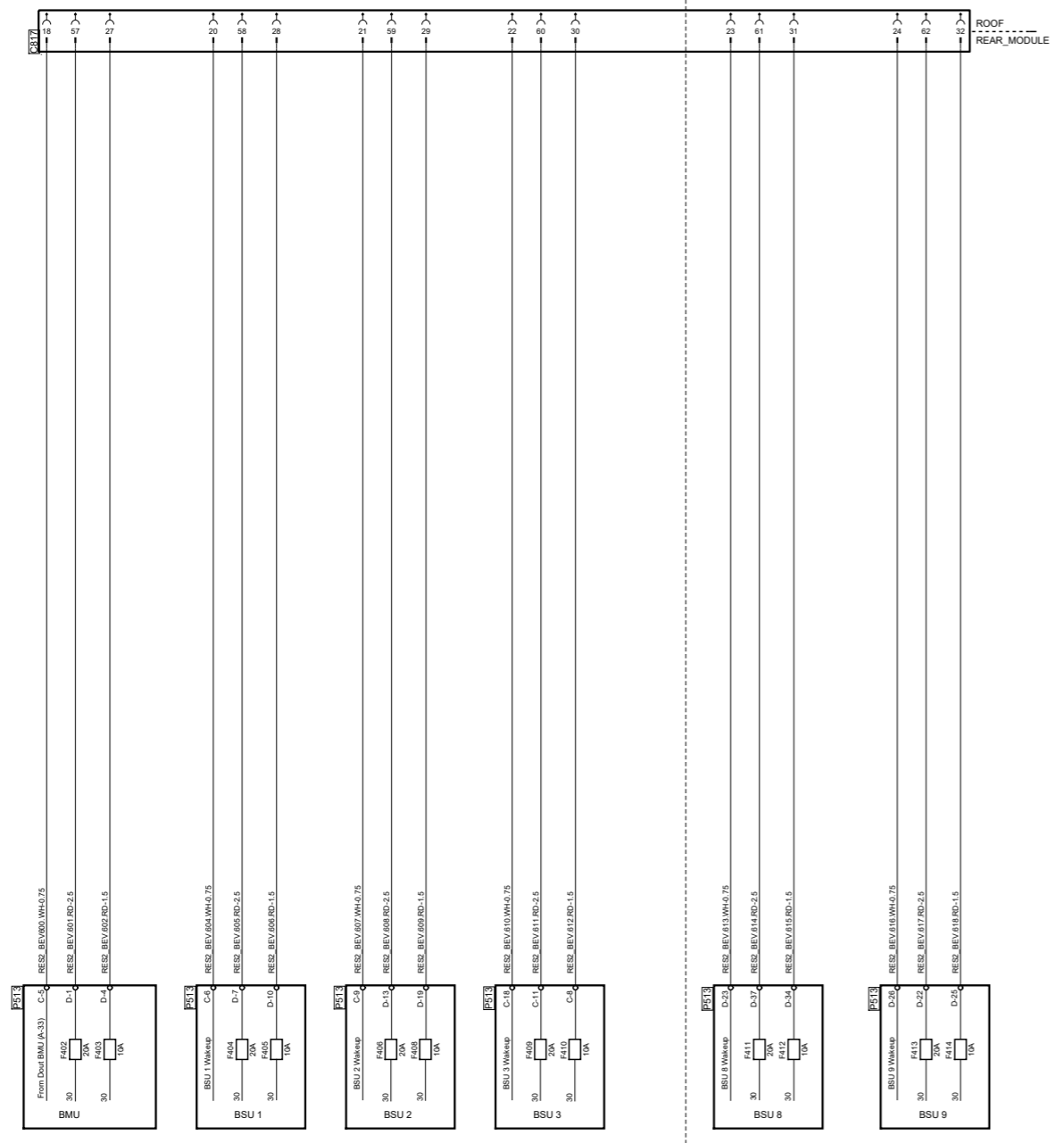


Des.	Pos.	Description
C2A	E 4	Connector, 4-pole
C2B	E 4	Connector, 2-pole
C567	D 3	Connector, 18 Pole
C581	B 3	Connector, 4-pole
C817	F 7	Connector, 62-pole
C817	D 4	Connector, 4-pole
G643	D 2	Ground Point, Rear Module
G643	D 2	Ground Point, Rear Module
P11	C 3	Power distributor, chassis
P513	B 6	Central electric unit, chassis
P520	C 3	Power distributor, chassis



Code	Colour
BK	Black
BN	Brown
RD	Red
OG	Orange
YL	Yellow
GN	Green
BL	Blue
VT	Violet
GY	Grey
WT	White
PK	Pink



Circuit Diagram:

RES2 BEV

Drawing No.- 2893186-6-3
Sheet-Rev:

N.B. The copyright and ownership of this drawing including associated computer data are and will remain ours. They must not be copied, used or brought to the attention of any third party without prior permission (C) Scania, Sweden

Rear_Module_1
Valid for C chassis (BEV)